

688289

**圣湘生物科技股份有限公司**  
**2020 年年度报告摘要**

## 一 重要提示

2021	3	26	2021	
			2020	
2,616,597,026.75	2020	12	31	2,108,274,005.17
2020			2020	10
7.5			300,000,000.00	2020
	10		3.75	2020
400,000,000.00			2020	12
2020			150,000,000.00	31
				17.20%

## 二 公司基本情况

A			688289	


( )

400 2,200  
160  
300 6 70  
29 1 100 CE

1.

		PCR- PCR- PCR- PCR- PCR- PCR- PCR- YMDD PCR-
		2 PCR- PCR- PCR- PCR- / / PCR- 16 18 PCR- 6 11 PCR- 15 PCR- gap-PCR
		71 PCR- A16 PCR- PCR- / A16 / 71 (PCR- ) PCR- EB PCR- PCR-
		PCR- PCR- PCR- 2019-nCoV PCR
		PCR- 1+2

		EGFR 29 HLA-B27 ApoE B19 PCR- A/B PCR PCR- PCR- PCR- PCR- gE PCR RT-PCR ASFV PCR- RT-PCR
	DNA/RNA	
		(TP) ALB (FER) 61

2

		S11A S11C S12A S12C
	S-S13A	S21A
<b>POCT</b>		S-Q21A
		S-Q22A)
		Natch24 Natch48
	Natch96	
<b>PCR</b>	PCR (PCRAalyzer-100/101/102/103/104)	

3

		9
	2,200	—

	- - -

( )

“ + + ”

“ ”

( )

1.

1

C27

C2761

C358

(In Vitro Diagnostic)

POCT

2017

645

2018

2025

4.8% 2019

700

2025

936

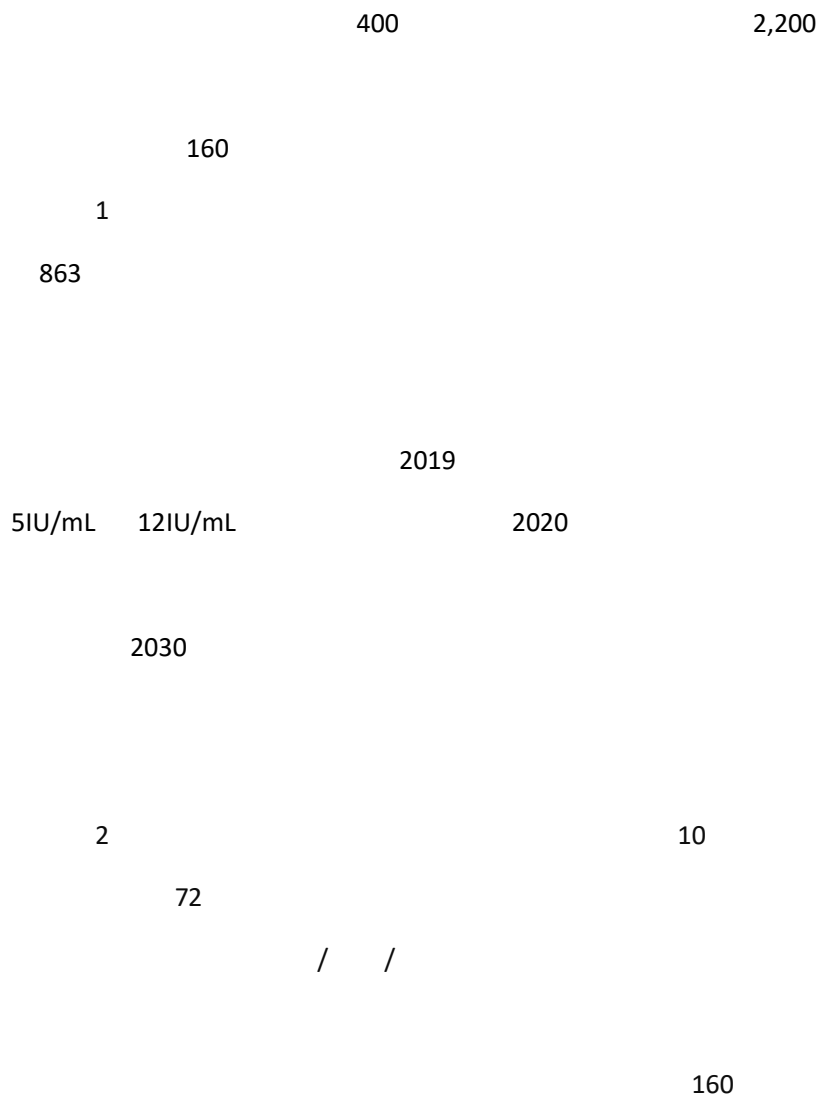
2030

2020

2  
 1  
 800 15% 2019 2018 900  
 2020 IVD  
 2020 25% IVD  
 2020  
 2  
 11 2019  
 554.87 21.16% 2020  
 IVD  
 3  
 2013-2019 CAGR 12.18% IVD 4.99%  
 31.63%  
 20%-30%  
 16.86% 2.6  
 2020  
 2021 1 13 8437 2020  
 3 4

3

2.





80%

CE

2021

3

iPonatic

Natch 48

Natch 96

Natch S

Natch

CS

Natch CS2

Fast DP01

Fast DP02

PCR

PCR

2020

6,122

2019

6

POCT

PCR

4

HPV

HPV

HPV

HPV

HPV

5

HBV

HCV

1+2

HIV1+2

HBV

3 IU/mL

HCV


10 IU/mL

HIV-1/HIV-2

45 IU/mL

/

3.



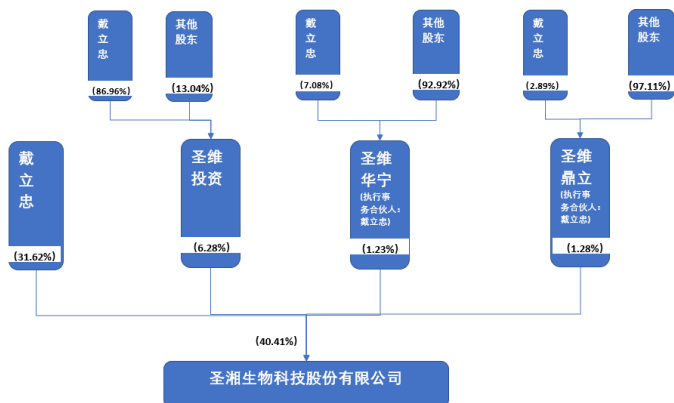
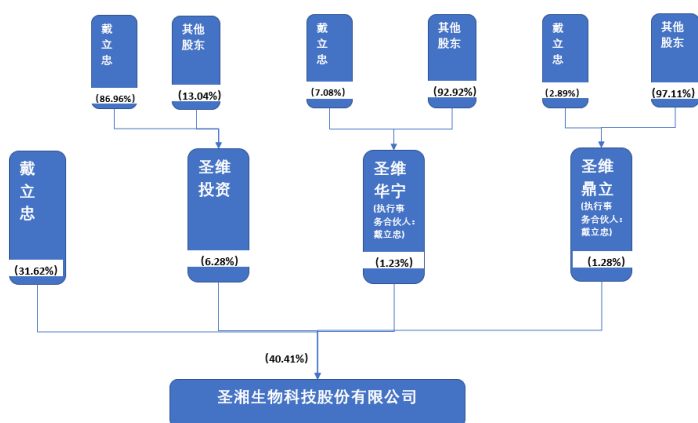


	1-3	4-6	7-9	10-12
	399,583,498.49	1,700,427,682.26	1,505,259,703.83	1,157,693,018.74
	193,075,180.64	1,038,713,041.77	781,027,115.29	603,781,689.05
	191,825,456.64	1,035,005,388.02	765,516,943.60	600,327,931.91
	148,703,711.86	923,609,742.63	685,436,624.70	884,526,352.83

	( )							17,389
	( )							15,554
			(%)					
		126,488,642	31.62	126,488,642	126,488,642			0

		43,044,351	10.76	43,044,351	43,044,351		11,500,000	
		34,028,493	8.51	34,028,493	34,028,493		0	
		25,132,835	6.28	25,132,835	25,132,835		0	
		22,535,138	5.63	22,535,138	22,535,138		0	
		22,241,466	5.56	22,241,466	22,241,466		22,000,000	
							241,466	
		9,014,219	2.25	9,014,219	9,014,219		0	
		7,125,705	1.78	7,125,705	7,125,705		1,100,000	
		6,760,459	1.69	6,760,459	6,760,459		0	
		6,042,808	1.51	6,042,808	6,042,808		0	

	86.96%



### 三 经营情况讨论与分析

3

1

2017 7 5 14 2017  
[2017]22 2019 6 14  
2020 1 1

2020 1 1

A 2020 1 1

	2019	12	31	2020	1	1
	6,901,448.31		5,628,313.27			
				6,613,948.82		5,449,332.91
				287,499.49		178,980.36

B 2020 12 31 /2020

2020 12 31

2020

a 2020 12 31

	2020	12	31	2020	12	31

			65,802,031.33	65,249,047.24
	62,472,260.66	61,934,395.64		
	3,329,770.67	3,314,651.60		

b 2020

	2020		2020	
	21,373,162.25	20,836,253.32		
			21,373,162.25	20,836,253.32

2

4